CUH

Ospidéal Ollscoil Chorcaí

Cork University Hospital

Immunotherapy and Cancer: A Case study in Melanoma

Dr Emily Harrold

Specialist Medical Oncology Registrar

Mb Bch BAO MRCPI

Cork University Hospital

Ireland

Case History:

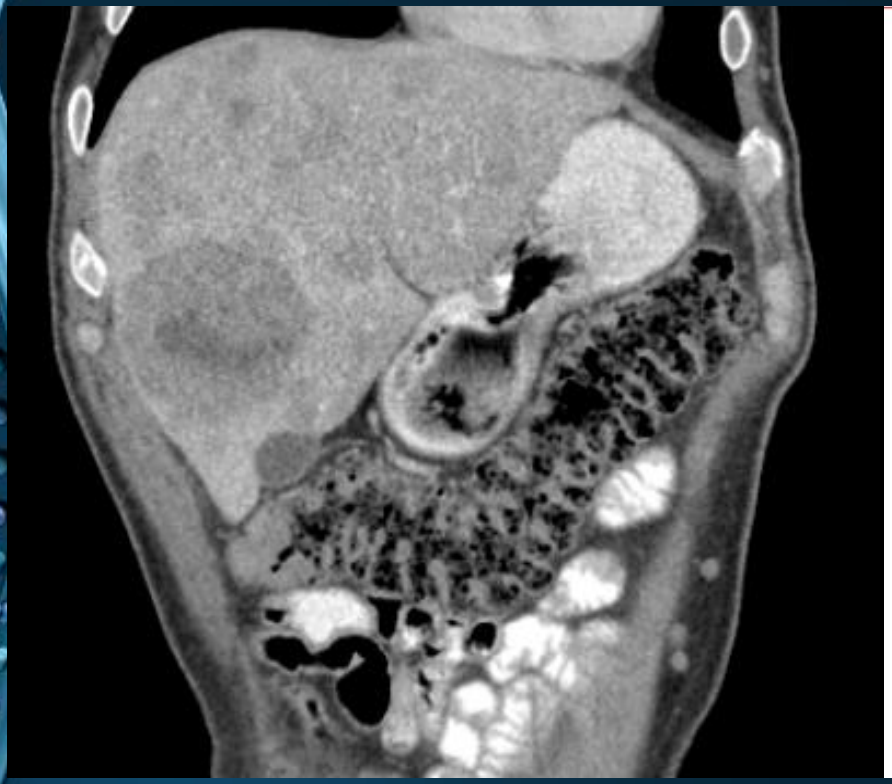

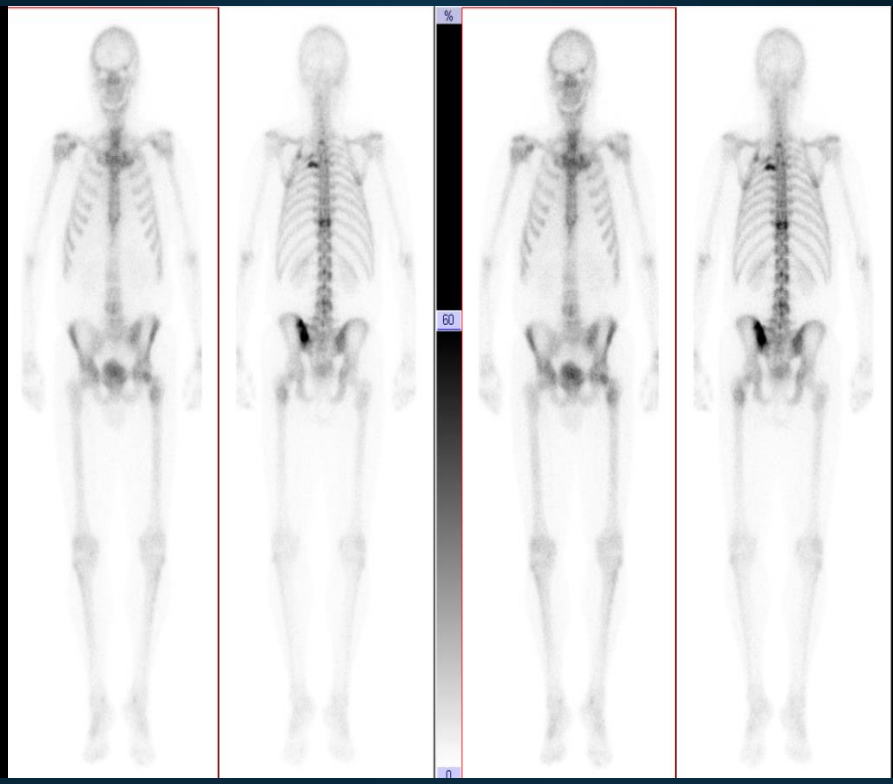

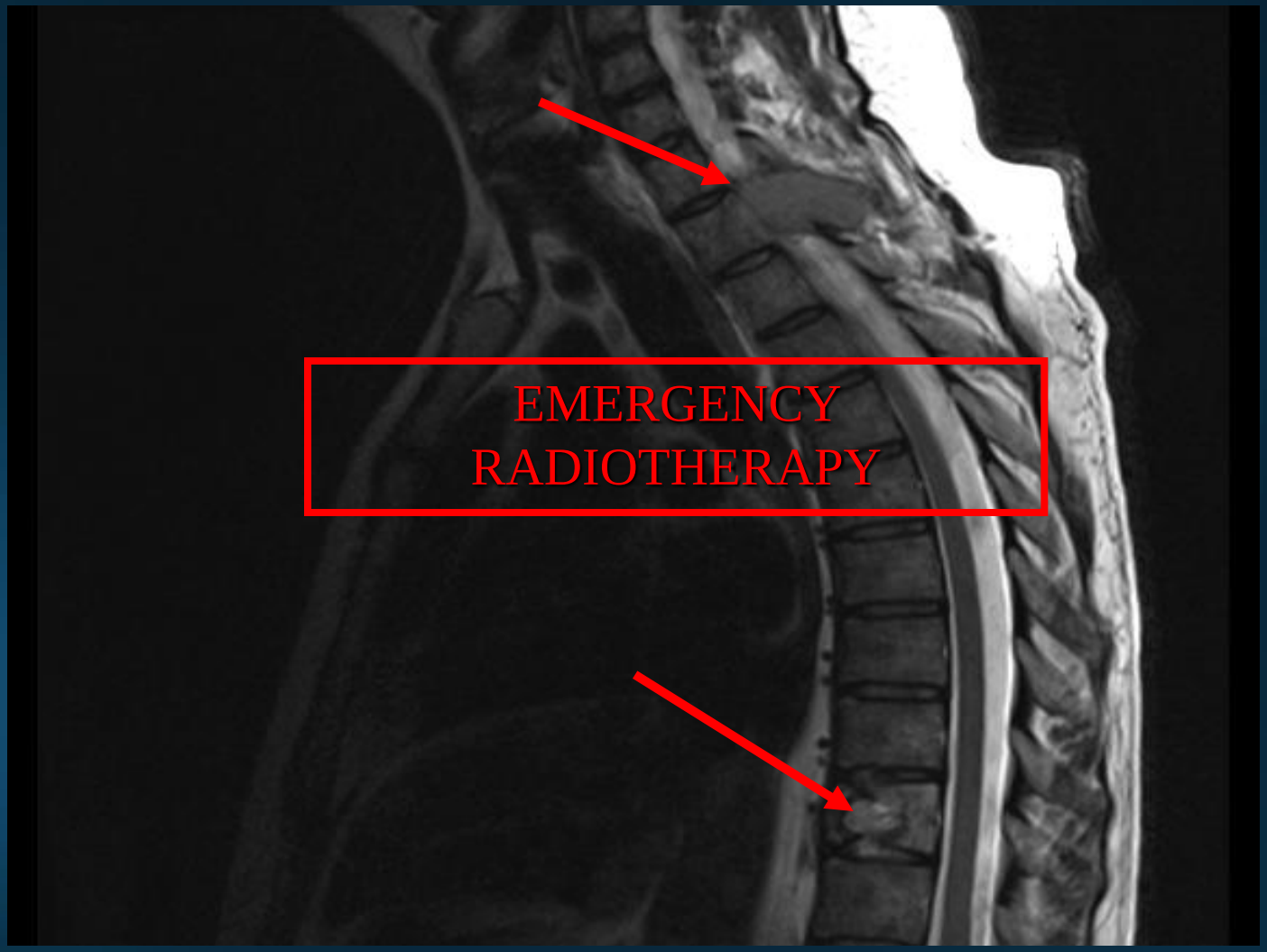
EMERGENCY
RADIOTHERAPY

Treatment History:

- Dec 2011
- Jan 2012 -
- April 201 sion
- Jun 2012 -
- Sept 2012 mune response
- Feb2013- re-challenge. C4 stopped du esolved with short course ste

Treatment History

- Aug 2013 – Clinical response; Type C immune response
- Nov 2013 – Type B immune response on CT
- Dec 2013- Brain metastasis, frontal lobe – asymptomatic

- Dec 2013 - WBRT
- Dec 2013 - Ipilimumab re-challenge X 4 cycles + Electro-chemotherapy to scalp and groin during this period
- Jun 2014 - Radiologic progression - brain stability- ECOG 2
- Sept 2014 - Pembrolizumab
- Nov 2014 – ECOG 2

Discussion:

- ESCC at presentation
  - progression on chemotherapy
  - 35 months overall survival
  - ECOG 2
  - minimal hospital admissions
  - Benefit from immunotherapy
- CNS metastases – Ipilimumab response
- Re-challenge with Ipilimumab – an evolving strategy in selected patients
- Immune response criteria (iRECIST) – important to recognise
- Immune toxicity – early recognition and management
- Anti PD1 Ab – new data